

MONITORAGGIO DI CONSUMO DELLE PIETANZE (compilato dalle operatrici e firmato per presa visione dai/dalle docenti)

LEGENDA : **NO:** piatto consumato da nessun bambino e dal 25% della classe - **SI:** piatto consumato almeno dal 50% della classe
 INFANZIA: bambini di 4 anni o classe mista - PRIMARIA :classi seconde, terze, quarte)

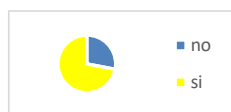


SECONDI PIATTI

GRADIMENTO GENERALE PER TUTTI I SECONDI PIATTI

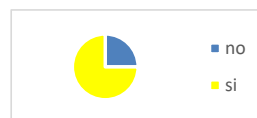
INFANZIA +PRIMARIA **72,00%**

| gradimento | % di consumo |
|------------|--------------|
| no | 28% |
| si | 72% |



INFANZIA **75,00%**

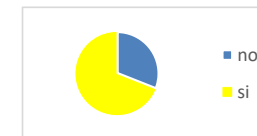
| gradimento | % di consumo |
|------------|--------------|
| no | 25% |
| si | 75% |



PRIMARIA

69,00%

| gradimento | % di consumo |
|------------|--------------|
| no | 31% |
| si | 69% |

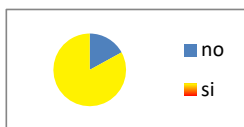


GRADIMENTO PIATTO PER PIATTO

FRITTATA

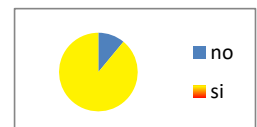
INFANZIA +PRIMARIA

| gradimento | % di consumo |
|------------|--------------|
| no | 17% |
| si | 83% |



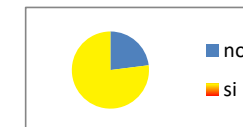
INFANZIA

| gradimento | % di consumo |
|------------|--------------|
| no | 11% |
| si | 89% |



PRIMARIA

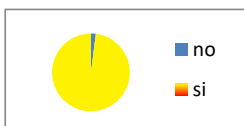
| gradimento | % di consumo |
|------------|--------------|
| no | 23% |
| si | 77% |



ROBIOLA

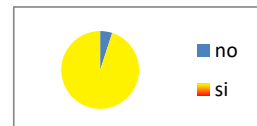
INFANZIA +PRIMARIA

| gradimento | % di consumo |
|------------|--------------|
| no | 2% |
| si | 98% |



INFANZIA

| gradimento | % di consumo |
|------------|--------------|
| no | 5% |
| si | 95% |



PRIMARIA

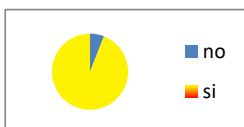
| gradimento | % di consumo |
|------------|--------------|
| no | 0% |
| si | 100% |



PETTO DI POLLO CON AROMI

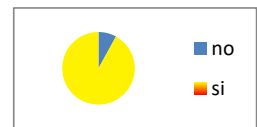
INFANZIA +PRIMARIA

| gradimento | % di consumo |
|------------|--------------|
| no | 6% |
| si | 94% |



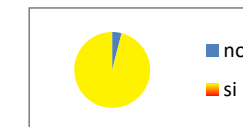
INFANZIA

| gradimento | % di consumo |
|------------|--------------|
| no | 8% |
| si | 92% |



PRIMARIA

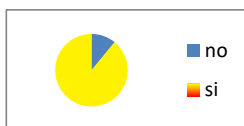
| gradimento | % di consumo |
|------------|--------------|
| no | 4% |
| si | 96% |



ARROTO DI VITELLO

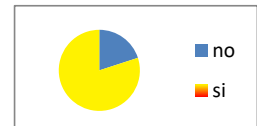
INFANZIA +PRIMARIA

| gradimento | % di consumo |
|------------|--------------|
| no | 11% |
| si | 89% |



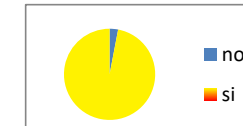
INFANZIA

| gradimento | % di consumo |
|------------|--------------|
| no | 20% |
| si | 80% |



PRIMARIA

| gradimento | % di consumo |
|------------|--------------|
| no | 3% |
| si | 97% |



INFANZIA +PRIMARIA

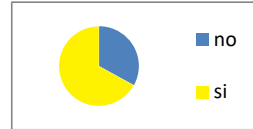
| gradimento | % di consumo |
|------------|--------------|
| no | 50% |
| si | 50% |



POLPETTE DI PESCE FRESCO

INFANZIA

| gradimento | % di consumo |
|------------|--------------|
| no | 33% |
| si | 67% |



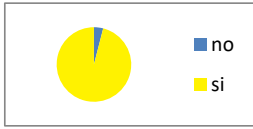
PRIMARIA

| gradimento | % di consumo |
|------------|--------------|
| no | 68% |
| si | 32% |



INFANZIA+ PRIMARIA

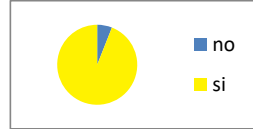
| gradimento | % di consumo |
|------------|--------------|
| no | 4% |
| si | 96% |



PROSCIUTTO COTTO

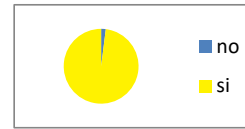
INFANZIA

| gradimento | % di consumo |
|------------|--------------|
| no | 6% |
| si | 94% |



PRIMARIA

| gradimento | % di consumo |
|------------|--------------|
| no | 2% |
| si | 98% |



INFANZIA+ PRIMARIA

| gradimento | % di consumo |
|------------|--------------|
| no | 61% |
| si | 39% |



MERLUZZO DORATO

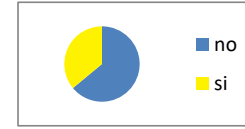
INFANZIA

| gradimento | % di consumo |
|------------|--------------|
| no | 57% |
| si | 43% |



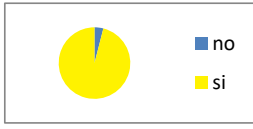
PRIMARIA

| gradimento | % di consumo |
|------------|--------------|
| no | 64% |
| si | 36% |



INFANZIA+ PRIMARIA

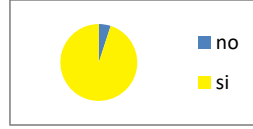
| gradimento | % di consumo |
|------------|--------------|
| no | 4% |
| si | 96% |



COSCIA DI POLLO

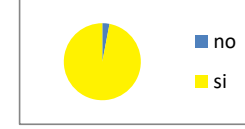
INFANZIA

| gradimento | % di consumo |
|------------|--------------|
| no | 5% |
| si | 95% |



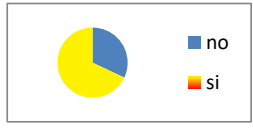
PRIMARIA

| gradimento | % di consumo |
|------------|--------------|
| no | 3% |
| si | 97% |



INFANZIA +PRIMARIA

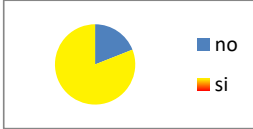
| gradimento | % di consumo |
|------------|--------------|
| no | 32% |
| si | 68% |



FRITTATA CON VERDURE

INFANZIA

| gradimento | % di consumo |
|------------|--------------|
| no | 19% |
| si | 81% |




PRIMARIA

| gradimento | % di consumo |
|------------|--------------|
| no | 45% |
| si | 55% |



INFANZIA+ PRIMARIA

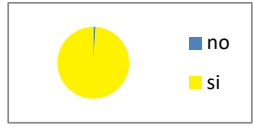
| gradimento | % di consumo |
|------------|--------------|
| no | 3% |
| si | 97% |



PARMIGIANO

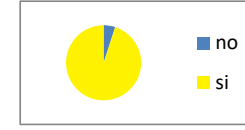
INFANZIA

| gradimento | % di consumo |
|------------|--------------|
| no | 1% |
| si | 99% |



PRIMARIA

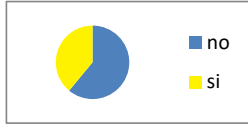
| gradimento | % di consumo |
|------------|--------------|
| no | 5% |
| si | 95% |



POLPETTE DI VERDURE

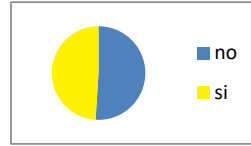
INFANZIA+ PRIMARIA

| gradimento | % di consumo |
|------------|--------------|
| no | 61% |
| si | 39% |



INFANZIA

| gradimento | % di consumo |
|------------|--------------|
| no | 51% |
| si | 49% |



PRIMARIA

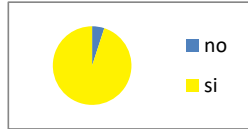
| gradimento | % di consumo |
|------------|--------------|
| no | 71% |
| si | 29% |



PROSCIUTTO CRUDO

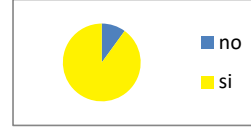
INFANZIA+ PRIMARIA

| gradimento | % di consumo |
|------------|--------------|
| no | 5% |
| si | 95% |




INFANZIA

| gradimento | % di consumo |
|------------|--------------|
| no | 10% |
| si | 90% |



PRIMARIA

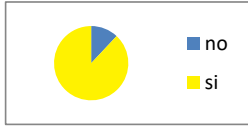
| gradimento | % di consumo |
|------------|--------------|
| no | 1% |
| si | 99% |



PETTO DI TACCHINO

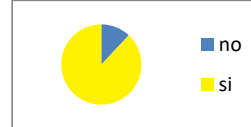
INFANZIA+ PRIMARIA

| gradimento | % di consumo |
|------------|--------------|
| no | 12% |
| si | 88% |



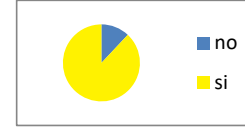
INFANZIA

| gradimento | % di consumo |
|------------|--------------|
| no | 12% |
| si | 88% |



PRIMARIA

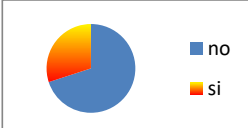
| gradimento | % di consumo |
|------------|--------------|
| no | 12% |
| si | 88% |



ALICI DORATE

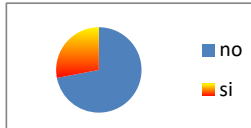
INFANZIA+ PRIMARIA

| gradimento | % di consumo |
|------------|--------------|
| no | 70% |
| si | 30% |



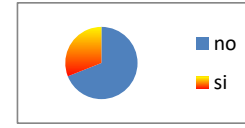
INFANZIA

| gradimento | % di consumo |
|------------|--------------|
| no | 72% |
| si | 28% |



PRIMARIA

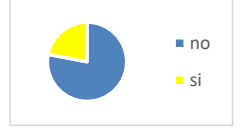
| gradimento | % di consumo |
|------------|--------------|
| no | 69% |
| si | 31% |



SFORMATO DI PESCE

INFANZIA+ PRIMARIA

| gradimento | % di consumo |
|------------|--------------|
| no | 78% |
| si | 22% |



INFANZIA

| gradimento | % di consumo |
|------------|--------------|
| no | 65% |
| si | 35% |



PRIMARIA

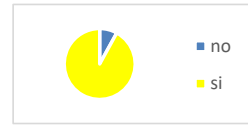
| gradimento | % di consumo |
|------------|--------------|
| no | 90% |
| si | 10% |



MOZZARELLA

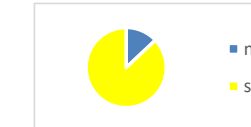
INFANZIA+ PRIMARIA

| gradimento | % di consumo |
|------------|--------------|
| no | 8% |
| si | 92% |



INFANZIA

| gradimento | % di consumo |
|------------|--------------|
| no | 13% |
| si | 87% |



PRIMARIA

| gradimento | % di consumo |
|------------|--------------|
| no | 3% |
| si | 97% |

