

## MONITORAGGIO DI CONSUMO DELLE PIETANZE (compilato dalle operatrici e firmato per presa visione dai/dalle docenti)

**LEGENDA** : **NO**: piatto consumato da nessun bambino e dal 25% della classe - **SI**: piatto consumato almeno dal 50% della classe

INFANZIA: bambini di 4 anni o classe mista - PRIMARIA :classi seconde e terze)



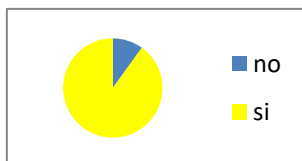
### SECONDI PIATTI

#### GRADIMENTO GENERALE PER TUTTI I SECONDI PIATTI

INFANZIA +PRIMARIA

**74,61%**

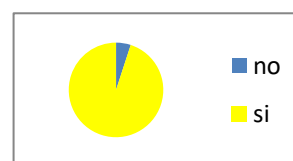
gradimento	% di consumo
no	25%
si	75%



INFANZIA

**72,33%**

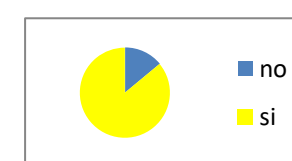
gradimento	% di consumo
no	28%
si	72%



PRIMARIA

**75,61%**

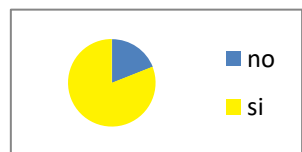
gradimento	% di consumo
no	24%
si	76%



### GRADIMENTO PIATTO PER PIATTO

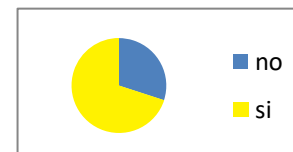
INFANZIA +PRIMARIA

gradimento	% di consumo
no	19%
si	81%



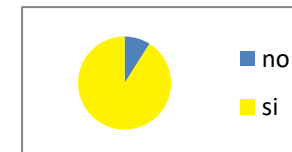
INFANZIA

gradimento	% di consumo
no	30%
si	70%



PRIMARIA

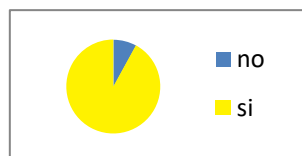
gradimento	% di consumo
no	9%
si	91%



#### STRACCHINO

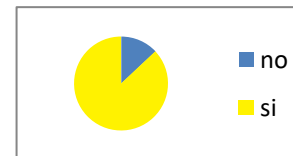
INFANZIA +PRIMARIA

gradimento	% di consumo
no	8%
si	92%



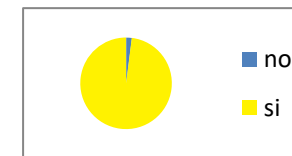
INFANZIA

gradimento	% di consumo
no	13%
si	87%



PRIMARIA

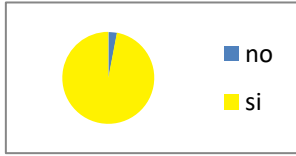
gradimento	% di consumo
no	2%
si	98%



#### COSCE DI POLLO AL FORNO

INFANZIA +PRIMARIA

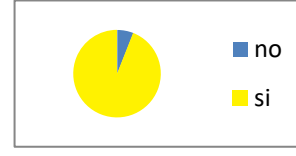
gradimento	% di consumo
no	3%
si	97%



**PIZZA MARGHERITA**


INFANZIA

gradimento	% di consumo
no	6%
si	94%



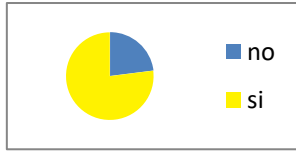
PRIMARIA

gradimento	% di consumo
no	0%
si	100%



INFANZIA +PRIMARIA

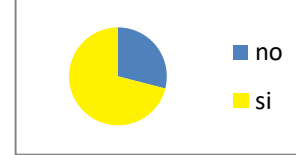
gradimento	% di consumo
no	23%
si	77%



**FRITTATA**

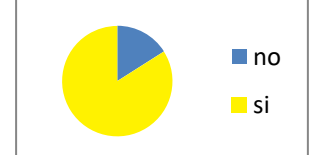
INFANZIA

gradimento	% di consumo
no	29%
si	71%



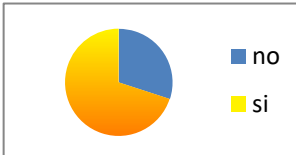
PRIMARIA

gradimento	% di consumo
no	16%
si	84%



INFANZIA +PRIMARIA

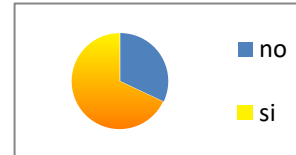
gradimento	% di consumo
no	30%
si	70%



**CACIOTTA D'URBINO**

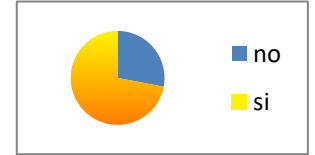
INFANZIA

gradimento	% di consumo
no	32%
si	68%



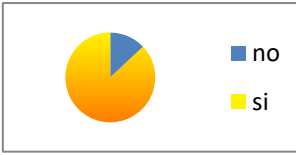
PRIMARIA

gradimento	% di consumo
no	28%
si	72%



INFANZIA+ PRIMARIA

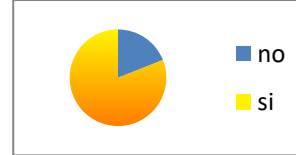
gradimento	% di consumo
no	13%
si	87%



**BOCCONCINI DI TACCHINO AL FORNO**

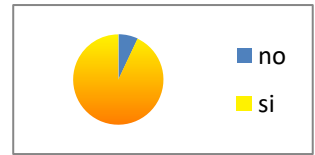
INFANZIA

gradimento	% di consumo
no	19%
si	81%



PRIMARIA

gradimento	% di consumo
no	7%
si	93%



INFANZIA+ PRIMARIA

gradimento	% di consumo
no	46%
si	54%



**PLATESSA AL FORNO**

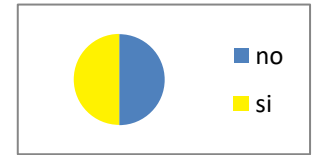
INFANZIA

gradimento	% di consumo
no	44%
si	56%



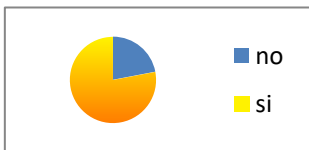
PRIMARIA

gradimento	% di consumo
no	50%
si	50%



INFANZIA+ PRIMARIA

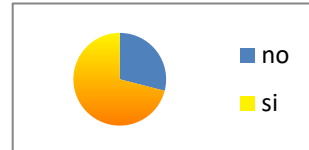
gradimento	% di consumo
no	22%
si	78%



**FETTINE ALLA PIZZAIOLA/ARROSTO DI CARNE**

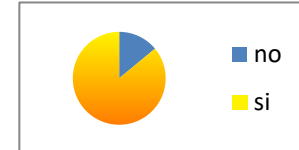
INFANZIA

gradimento	% di consumo
no	29%
si	71%



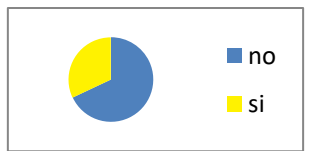
PRIMARIA

gradimento	% di consumo
no	14%
si	86%



INFANZIA +PRIMARIA

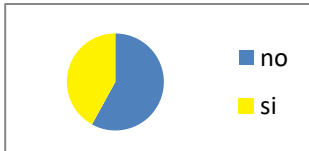
gradimento	% di consumo
no	68%
si	32%



**POLPETTE DI PESCE**

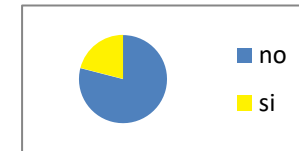
INFANZIA

gradimento	% di consumo
no	58%
si	42%



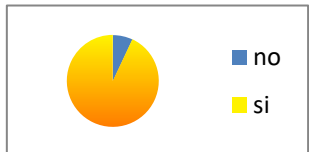
PRIMARIA

gradimento	% di consumo
no	79%
si	21%



INFANZIA+ PRIMARIA

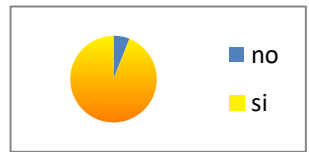
gradimento	% di consumo
no	7%
si	93%



**POLPETTE DI POLLO**

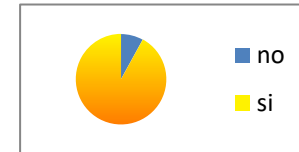
INFANZIA

gradimento	% di consumo
no	6%
si	94%



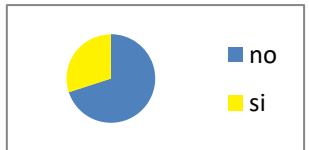
PRIMARIA

gradimento	% di consumo
no	8%
si	92%



INFANZIA+ PRIMARIA

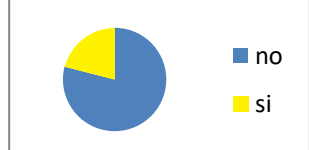
gradimento	% di consumo
no	70%
si	30%



**POLPETTE DI LEGUMI**

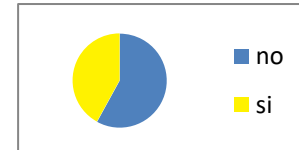
INFANZIA

gradimento	% di consumo
no	79%
si	21%



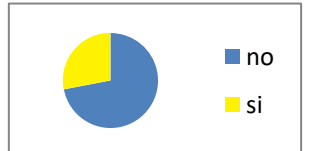
PRIMARIA

gradimento	% di consumo
no	58%
si	42%



INFANZIA+ PRIMARIA

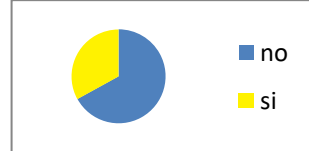
gradimento	% di consumo
no	72%
si	28%



**FILETTI DI CEFALO GRATINATO**

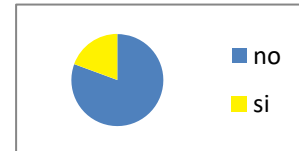
INFANZIA

gradimento	% di consumo
no	67%
si	33%



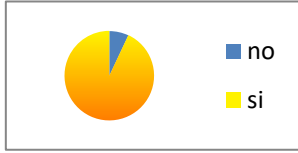
PRIMARIA

gradimento	% di consumo
no	79%
si	19%



INFANZIA+ PRIMARIA

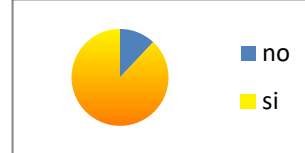
gradimento	% di consumo
no	7%
si	93%



**BRESAOLA/PROSCIUTTO COTTO**


INFANZIA

gradimento	% di consumo
no	12%
si	88%




PRIMARIA

gradimento	% di consumo
no	0%
si	100%



INFANZIA+ PRIMARIA

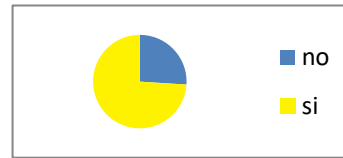
gradimento	% di consumo
no	1%
si	99%



**ARISTA AL ROSMARINO**


INFANZIA

gradimento	% di consumo
no	26%
si	74%



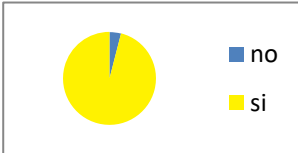
PRIMARIA

gradimento	% di consumo
no	0%
si	100%



INFANZIA+ PRIMARIA


gradimento	% di consumo
no	4%
si	96%



**SCAGLIE DI PARMIGIANO**

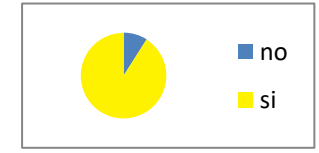
INFANZIA

gradimento	% di consumo
no	0%
si	100%



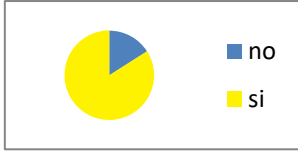
PRIMARIA

gradimento	% di consumo
no	9%
si	91%



INFANZIA+ PRIMARIA

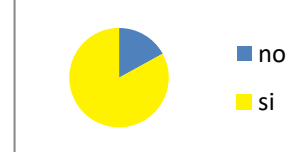
gradimento	% di consumo
no	16%
si	84%



**POLPETTE DI PROSCIUTTO COTTO**

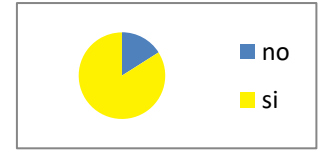
INFANZIA

gradimento	% di consumo
no	17%
si	83%



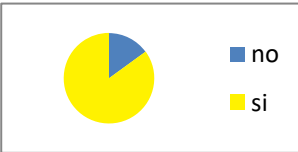
PRIMARIA

gradimento	% di consumo
no	16%
si	84%



INFANZIA+ PRIMARIA

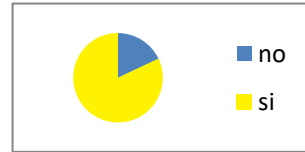
gradimento	% di consumo
no	15%
si	85%



**PETTO DI TACCHINO ALLE ERBE**

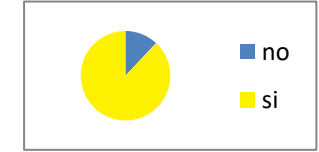
INFANZIA

gradimento	% di consumo
no	18%
si	82%



PRIMARIA

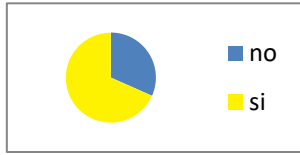
gradimento	% di consumo
no	12%
si	88%



**RICOTTA**

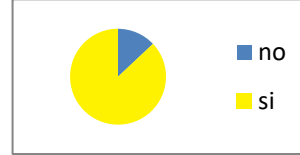
INFANZIA+ PRIMARIA

gradimento	% di consumo
no	31%
si	67%



INFANZIA

gradimento	% di consumo
no	13%
si	87%



PRIMARIA

gradimento	% di consumo
no	50%
si	50%

