

MONITORAGGIO DI CONSUMO DELLE PIETANZE (compilato dalle operatrici e firmato per presa visione dai/dalle docenti)

LEGENDA : **NO**: piatto consumato da nessun bambino e dal 25% della classe - **SI**: piatto consumato almeno dal 50% della classe
 INFANZIA: bambini di 4 anni o classe mista - PRIMARIA :classi seconde, terze, quarte)



CONTORNI

GRADIMENTO GENERALE PER TUTTI I CONTORNI

INFANZIA +PRIMARIA

46,00%

gradimento	% di consumo
no	55%
si	46%



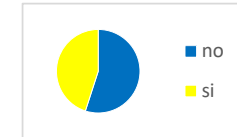
INFANZIA 46,00%

gradimento	% di consumo
no	54%
si	46%



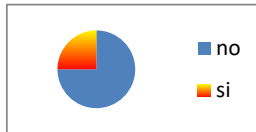
PRIMARIA 45,00%

gradimento	% di consumo
no	55%
si	45%



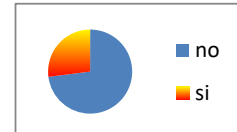
INFANZIA +PRIMARIA

gradimento	% di consumo
no	75%
si	25%



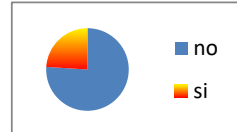
INFANZIA

gradimento	% di consumo
no	73%
si	27%



PRIMARIA

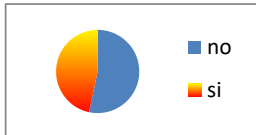
gradimento	% di consumo
no	76%
si	24%



VERDURE MISTE SABBIAATE

INFANZIA +PRIMARIA

gradimento	% di consumo
no	64%
si	56%



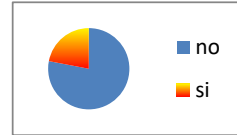
INFANZIA

gradimento	% di consumo
no	50%
si	50%



PRIMARIA

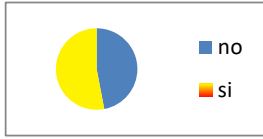
gradimento	% di consumo
no	78%
si	22%



SPINACI AL LIMONE

INFANZIA +PRIMARIA

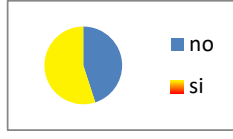
gradimento	% di consumo
no	47%
si	53%



CAROTE ALLA JULIENNE

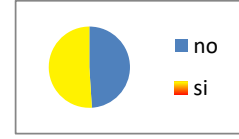
INFANZIA

gradimento	% di consumo
no	45%
si	55%



PRIMARIA

gradimento	% di consumo
no	49%
si	51%



INFANZIA +PRIMARIA

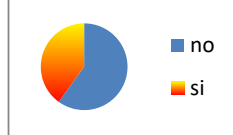
gradimento	% di consumo
no	59%
si	41%



INSALATA

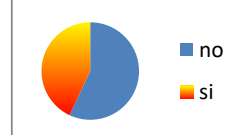
INFANZIA

gradimento	% di consumo
no	60%
si	40%



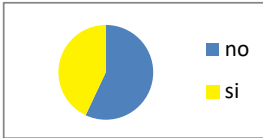
PRIMARIA

gradimento	% di consumo
no	57%
si	43%



INFANZIA +PRIMARIA

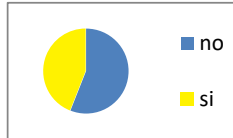
gradimento	% di consumo
no	57%
si	43%



FINOCCHI

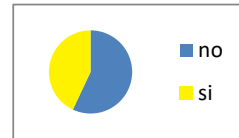
INFANZIA

gradimento	% di consumo
no	56%
si	44%



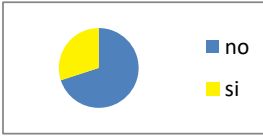
PRIMARIA

gradimento	% di consumo
no	57%
si	43%



INFANZIA+ PRIMARIA

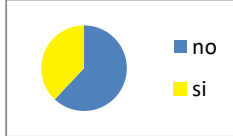
gradimento	% di consumo
no	70%
si	30%



FAGIOLINI

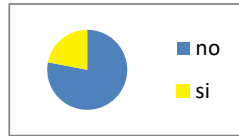
INFANZIA

gradimento	% di consumo
no	62%
si	38%



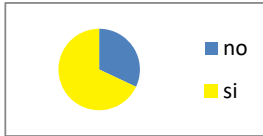
PRIMARIA

gradimento	% di consumo
no	78%
si	22%



INFANZIA+ PRIMARIA

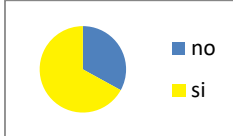
gradimento	% di consumo
no	32%
si	68%



PATATE LESSE

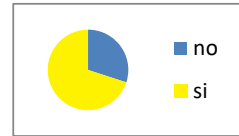
INFANZIA

gradimento	% di consumo
no	33%
si	67%



PRIMARIA

gradimento	% di consumo
no	30%
si	70%



PURE' DI PATATE

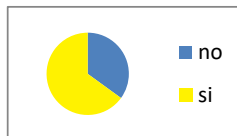
INFANZIA+ PRIMARIA

gradimento	% di consumo
no	33%
si	67%



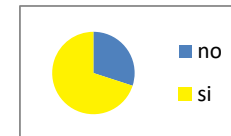
INFANZIA

gradimento	% di consumo
no	35%
si	65%



PRIMARIA

gradimento	% di consumo
no	30%
si	70%



INFANZIA +PRIMARIA

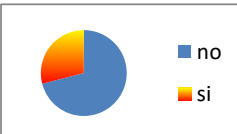
gradimento	% di consumo
no	67%
si	34%



ZUCCHINE GRATINATE

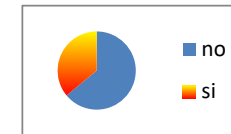
INFANZIA

gradimento	% di consumo
no	71%
si	29%



PRIMARIA

gradimento	% di consumo
no	64%
si	36%



INFANZIA+ PRIMARIA

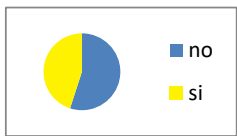
gradimento	% di consumo
no	57%
si	43%



PISELLI

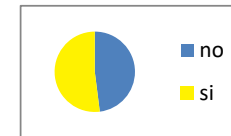
INFANZIA

gradimento	% di consumo
no	55%
si	45%



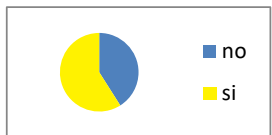
PRIMARIA

gradimento	% di consumo
no	48%
si	52%



INFANZIA+ PRIMARIA

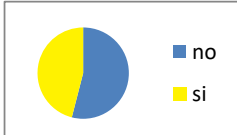
gradimento	% di consumo
no	41%
si	59%



INSALATA DI POMODORI

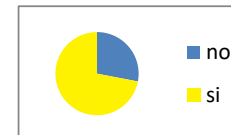
INFANZIA

gradimento	% di consumo
no	54%
si	46%



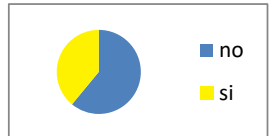
PRIMARIA

gradimento	% di consumo
no	28%
si	72%



INFANZIA+ PRIMARIA

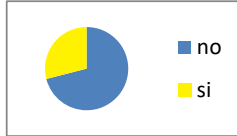
gradimento	% di consumo
no	61%
si	39%



INSALATA CON POMODORI E CAROTE

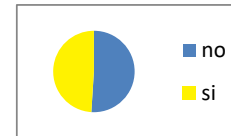
INFANZIA

gradimento	% di consumo
no	71%
si	29%



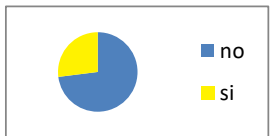
PRIMARIA

gradimento	% di consumo
no	51%
si	49%



INFANZIA+ PRIMARIA

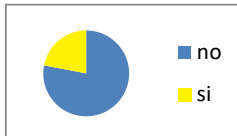
gradimento	% di consumo
no	73%
si	27%



BIETE AL LIMONE

INFANZIA

gradimento	% di consumo
no	78%
si	22%



PRIMARIA

gradimento	% di consumo
no	68%
si	32%

